


Name _____

Date _____



His Soul Goes Marching On

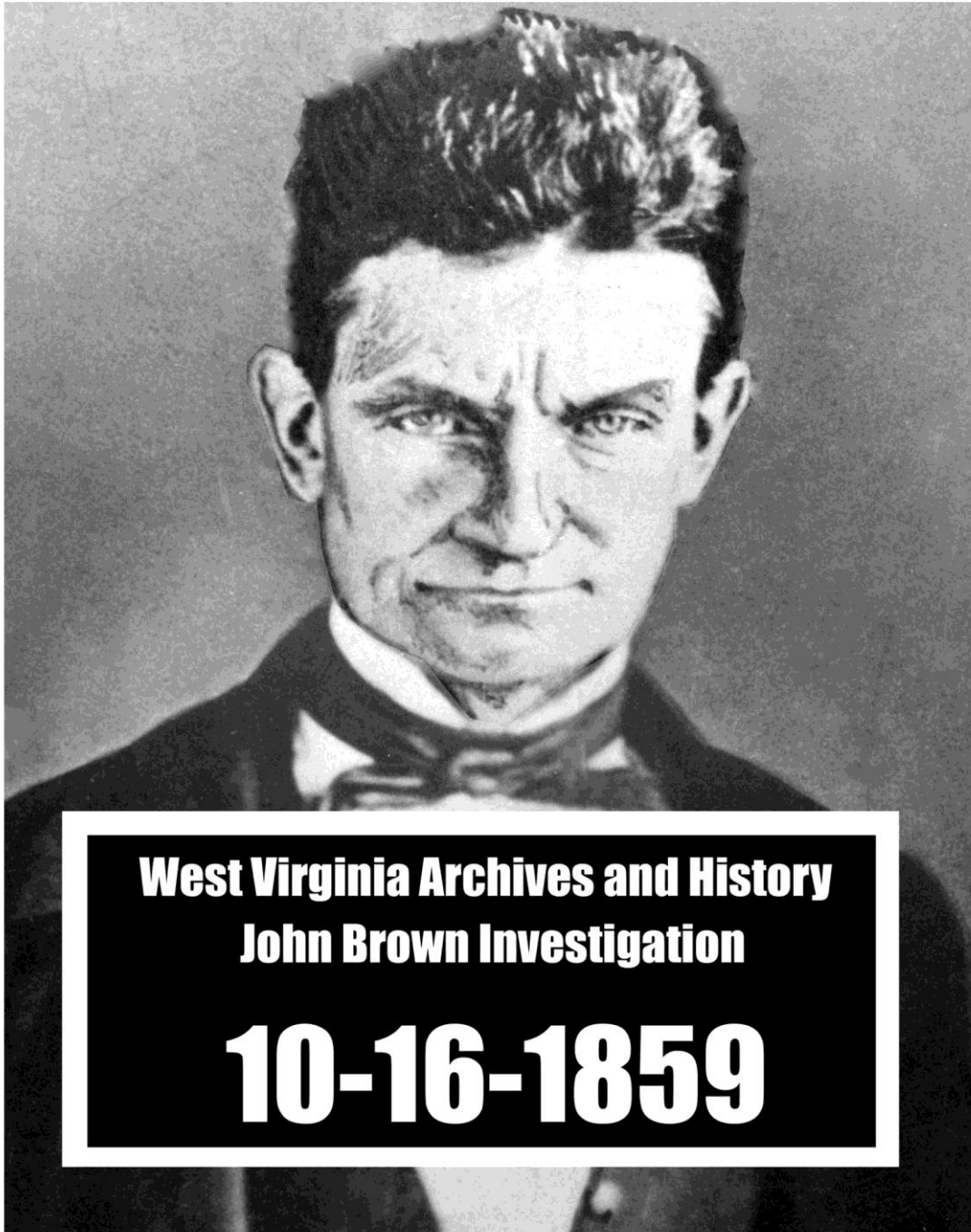
The Life and Legacy of *John Brown*

A lesson from West Virginia Archives and History www.wvculture.org/history

Subject	Date	Period(s)
<i>History Scene Investigators: John Brown's Raid</i>		
Materials Needed		
<ol style="list-style-type: none"> 1. <i>History Scene Investigators</i> worksheet packet 2. <i>History Scene Investigators</i> PowerPoint 3. Internet access or print out of <i>His Soul Goes Marching On: The Life and Legacy of John Brown</i> at http://www.wvculture.org/history/jbexhibit/jbtoc.html. 		
Content Standards		
<p><u>West Virginia Studies</u></p> <p><u>SS.O.8.05.07</u> research and construct the sequence of events and cite reasons for and resulting consequences of conflicts and wars that led to the formation of West Virginia as a state.</p> <p><u>SS.O.8.05.08</u> interpret facts about West Virginia and other areas from various types of charts, graphs, pictures, models, timelines and primary sources and summarize what you have learned.</p> <p><u>SS.O.8.05.13</u> access the moral, ethical, legal tensions that led to the creation of the new state of West Virginia and how those tensions were resolved.</p> <p><u>SS.O.8.05.15</u> point out and locate places of historical importance in West Virginia that can be visited by tourists.</p> <p><u>United States Studies to 1900</u></p> <p><u>SS.O.10.05.15</u> research the institution of slavery and its effects on the political, economic and social development of the United States and summarize their findings.</p> <p><u>SS.O.10.05.16</u> compare and contrast the political, economic and social conditions in the United States before the Civil War.</p> <p><u>SS.O.10.05.17</u> analyze and sequence the causes and effects of the major events of the Civil War and Reconstruction</p> <p><u>SS.O.10.05.22</u> research, analyze and interpret primary sources and compare contemporary media to better understand events and life in the United States to 1900.</p> <p><u>21C.S.9-12.1</u> The student will access, analyze, manage, integrate, evaluate, and create information in a variety of formats using appropriate technology skills and communicate that information in an appropriate oral, written, or multimedia format.</p> <p><u>21C.S.9-12.2</u> The student will demonstrate the ability to explore and develop new ideas, to intentionally apply sound reasoning processes and to frame, analyze and solve complex problems using appropriate technology tools.</p> <p><u>21C.S.9-12.3</u> The student will exhibit leadership, ethical behavior, respect for others; accept responsibility for personal actions considering the impact on others; take the initiative to plan and execute tasks; and interact productively as a member of a group.</p>		
Objectives		
<p>Students will interpret primary source documents.</p> <p>Students will analyze images associated with John Brown's Raid.</p> <p>Students will identify and describe the events related to John Brown's Raid.</p>		

Time
90 minutes
Essential Questions
What happened during John Brown's raid?
Anticipatory Activities
Use the <i>History Scene Investigators</i> PowerPoint or the Image Analysis worksheets: <ol style="list-style-type: none"> 1. Review the image of the interior of the engine house during John Brown's Raid on Harpers Ferry. 2. Review the image of the U.S. Marines storming the engine house to capture John Brown. 3. Review the image of John Brown and his accomplices in court following the raid.
Procedures
<ol style="list-style-type: none"> 1. After reviewing the images above have students break into groups of two and navigate to <i>His Soul Goes Marching On: The Life and Legacy of John Brown</i> an online exhibit produced by West Virginia Archives and History at http://www.wvculture.org/history/jbexhibit/jbtoc.html to complete the timeline of events surrounding John Brown's Raid and review their findings. 2. Have students review Chapters 7 – 11 of the exhibit to complete the Evidence worksheet and review their results. 3. Have students review Chapters 1 – 5 to complete information on John Brown for the Participant Report worksheet. A link to information on the raiders can be found in Chapter 9 or at the link http://www.wvculture.org/history/jbexhibit/hfraiders.html. 4. Have students complete the Investigation Report worksheet from the packet. 5. Use the PowerPoint to explain the outcome of events surrounding John Brown's Raid.
Assessments
<p><u>Performance Tasks</u> Completion of the assignment worksheets and/or participation points.</p> <p><u>Final Assessments</u></p> <p><u>Bell Ringer:</u> Have students explain the events and motive for John Brown's Raid.</p> <p><u>Test Assignments</u> General multiple choice questions could be used on the test or an essay question asking students to explain who John Brown was and the events surrounding his raid.</p>

History Scene Investigators



**West Virginia Archives and History
John Brown Investigation**

10-16-1859

John Brown's Raid



His Soul Goes Marching On

The Life and Legacy of *John Brown*

Name _____ Date _____ Period _____


History Scene Investigators

John Brown's Raid

Image Analysis

Instructions:

Look at the following picture for 30 seconds and then answer the questions below.



From *Frank Leslie's Illustrated Newspaper*, November 5, 1859

1. What do you think is going on in this scene?
2. Who are the people in this scene and what are they doing?
3. Who is the leader of this scene?



His Soul Goes Marching On

The Life and Legacy of *John Brown*

Name _____ Date _____ Period _____


History Scene Investigators

John Brown's Raid

Image Analysis Exercise


Instructions:

Look at the following picture for 30 seconds and then answer the questions below.



From *Harper's Weekly Magazine*, November 5, 1859

1. Who are the people in this image?
2. What objects do you see?
3. What do you think is going on in this image?



His Soul Goes Marching On

The Life and Legacy of *John Brown*

Name _____ Date _____ Period _____


History Scene Investigators

John Brown's Raid

Image Analysis Exercise

Instructions:


Look at the following picture for 30 seconds and then answer the questions below.



THE ARRAIGNMENT.—DRAWN BY PORTE CRAYON.—[SEE PAGE 729.]

From *Harper's Weekly Magazine*, November 12, 1859

1. Where are they?
2. Based on their facial expressions and body language, how do the people standing feel?
3. Based on their facial expressions, how do the people in the crowd feel?



His Soul Goes Marching On


The Life and Legacy of *John Brown*

Name _____ Date _____ Period _____

History Scene Investigators

John Brown's Raid

Participant Report



Instructions: Go to the *His Soul Goes Marching On: The Life and Legacy of John Brown* online exhibit created by West Virginia Archives and History at:

<http://www.wvculture.org/history/jbexhibit/jbtoc.html> to complete a profile of the participants that were put on trial for John Brown's Raid. For more information about the individual raiders go to: <http://www.wvculture.org/history/jbexhibit/hfraiders.html>.

Name	Residence(s)	Activities	Past Crimes and other information
John Brown – Leader Aliases: Age: Occupation: Wives: Children:		Abolition Activities	Kansas Harpers Ferry
John Copeland			
Shields Green			
Edwin Coppic			
Aaron Stevens			
Albert Hazlett			
John Edwin Cook			



His Soul Goes Marching On

The Life and Legacy of *John Brown*

Name _____ Date _____ Period _____

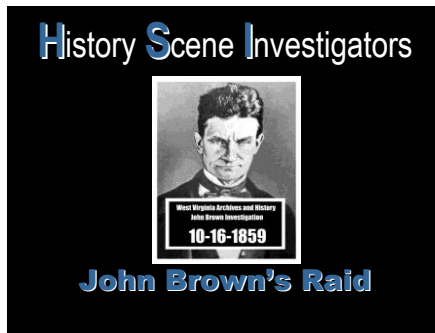
History Scene Investigators Investigation Report

Event	Date
John Brown's Raid	October 16-18, 1859
Location	Other related locations
Leader	Accomplices
Motive(s)	
Key Evidence	Witness(es)
Past crimes and other related information	Final Outcome

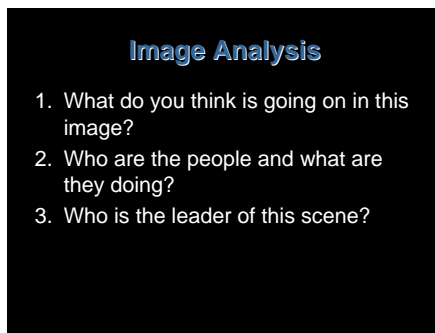
History Scene Investigators – John Brown's Raid

PowerPoint Available at <http://www.wvculture.org/history/jbexhibit/jbtoc.html>


Slide 1



Slide 2



Slide 3




Slide 4

Image Analysis 2

1. Who are the people in this image?
2. What objects do you see?
3. What do you think is going on in this image?

Slide 5




From Harper's Weekly Magazine, November 5, 1859

Slide 6

Image Analysis 3


1. Where are they?
2. Based on their facial expression and body language, how do the people standing feel?
3. Based on their facial expression, how do the people in the crowd feel?

Slide 7



Slide 8

The Situation



On October 16, 1859, a group of raiders led by John Brown attacked the United States Armory at Harpers Ferry, (West) Virginia.

After a day of fighting with the local militia, John Brown and his men took refuge in a building that housed the armory's fire engines.

On October 18, 1859, U.S. Marines under the leadership of Colonel Robert E. Lee stormed the engine house where the raiders were hiding and took them into custody.

West Virginia State Archives

Slide 9

The Investigation

Go to the West Virginia Archives and History Online Exhibit :

*His Soul Goes Marching On:
The Life and Legacy of John Brown*

<http://www.wvculture.org/history/lbexhibit/introduction.html>

Slide 10

Timeline

A timeline is used in investigations to establish a sequence of events.

Go to the *His Soul Goes Marching On: The Life and Legacy of John Brown* online exhibit created by West Virginia Archives and History at <http://www.wvculture.org/history/ibexhibit/ibtoc.html> to compile a timeline of the raid's events. Be sure to include things related to the planning of the raid.

Slide 11

Evidence

- In the American legal system people are presumed innocent until proven guilty.
- The burden of proof in every case is the responsibility of the accuser.
- Go to the *His Soul Goes Marching On: The Life and Legacy of John Brown* online exhibit created by West Virginia Archives and History at: <http://www.wvculture.org/history/ibexhibit/ibtoc.html> to identify evidence that could be used against the raiders in a trial.



Slide 12

Participants Reports



John Brown
West Virginia State Archives


By doing background information on the participants in the raid an investigator can find out why people behaved the way that they did.

Go to the *His Soul Goes Marching On: The Legacy of John Brown* online exhibit created by West Virginia Archives and History at <http://www.wvculture.org/history/ibexhibit/ibtoc.html> to compile information about the people who took part in the raid.

For information about the raiders go to <http://www.wvculture.org/history/ibexhibit/raiders.html>

Slide 13

The Commonwealth of Virginia v. John Brown and his men




Harper's Weekly, November 12, 1859

The trial of John Brown began on October 27, 1859. Four days later, on October 31, the jury found Brown guilty of treason against the Commonwealth of Virginia, inciting slaves to rebel and murder. He was sentenced to hang on December 2, 1859. The other men captured in the raid were also put on trial and faced a similar fate.

Slide 14

The Hanging of John Brown




The New York Illustrated News, December 10, 1859

On December 2, 1859, under heavy military guard John Brown was hanged on the Hunter Farm outside of Charles Town, (West) Virginia

Slide 15

John Brown's Body



John Brown's Raid was a failed attempt to incite a slave rebellion. While the raid itself failed, the response of northern abolitionists and slave owners in the South increased tension between the two regions which pushed the United States ever closer to a civil war.